

Eyes wall flat

L'Eyes wall flat si presenta esteticamente con anello a filo in acciaio Inox AISI 316.


Dotato di vetro di protezione, l'apparecchio è disponibile in tre versioni: con un Led (da 1,2W o 2W) o tre Led (da 1,2W l'uno).

La versatilità dell'incasso ne consente quindi l'adattabilità a molteplici soluzioni illuminotecniche.

The Eyes Flat Wall main aesthetic feature is a ground level trim in stainless steel AISI 316.


Equipped with protection glass, the device is available in three versions: with a Led (1.2 W or 2W) and three Led (1.2 W).

The versatility of installation makes it suitable to a variety of lighting solutions.





















Eyes wall flat

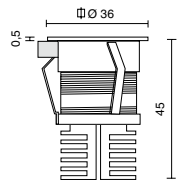


IP 68   

 28 mm

- Incasso in ottone cromato con led ad alta emissione.
- Anello di finitura in acciaio inox AISI 316.
- Vetro di protezione.
- Apparecchi da incasso a parete.
- Recessed fitting made of chromed brass provided with high emission led.
- Finishing stainless steel trim (AISI 316).
- Protection glass.
- Wall mounting recessed fixture.

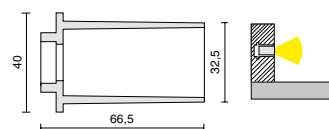
									
Per incasso in superfici solide / Suitable for concrete surfaces									
	E871/M/LBC	E871/M/Q/LBC				1x1,2W	350mA		104°
	E871/M/LBI	E871/M/Q/LBI				1x2W	550mA		
	E871/M/LBL	E871/M/Q/LBL							
	E872/M/LBC	E872/M/Q/LBC				3x1,2W	350mA		104°
	E872/M/LBI	E872/M/Q/LBI							
	E872/M/LBL	E872/M/Q/LBL							



OP.  **E.../LGI** giallo / yellow  **E.../LRO** rosso / red  **E.../LVE** verde / green

Disponibile trasformatore in emergenza / Safety transformer available

ACC. Trasformatori: vedi sezione ALIMENTATORI / Transformers: see POWER SUPPLIES section



186/3 Cassaforma per incasso a parete
Wall mounting pit