

Hot-dip galvanised steel poles.

Equipped with inspection window (293x94 mm), removable 4-pole terminal block, max. cross-section 16 sqmm. Supplied with 2 16A safety fuses. With hole for insertion of power supply cable; with holes at different heights according to use.

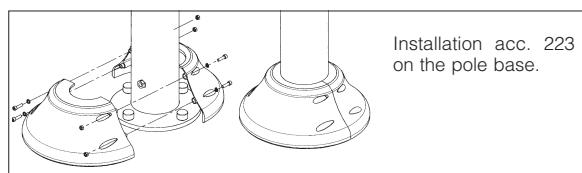
The version with base is supplied with a base and 4 log bolts to be sunk into the ground, bolts and caps.

Standard insulation class II.

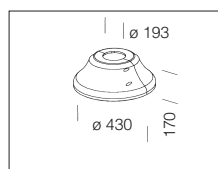
**NOTE:** When using Insulation Class I fixtures, appropriate grounding connections should be included in the system.

**NOTE:** The possibility to attach an assembly to the pole is subject to a wind pressure resistance assessment in the areas regulated by CNR-UNI standard 10032-67, according to load assumptions in UNI standard 40/6.

Arcugnano - Vicenza

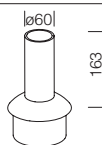


Installation acc. 223  
on the pole base.



**acc. 223 base pole cover**

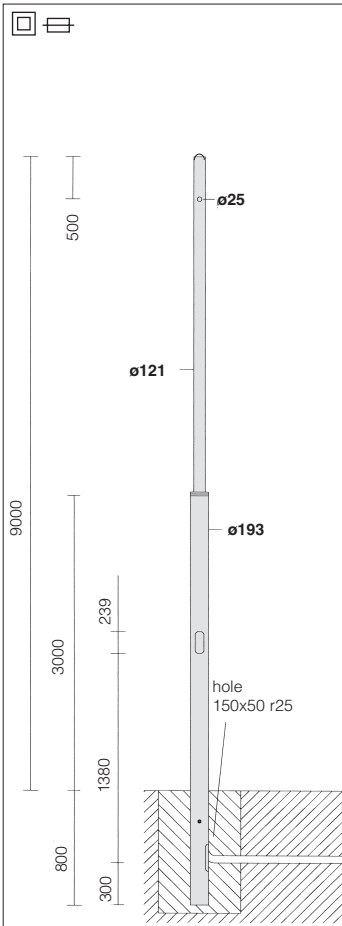
s. silver	991379
Die-cast aluminium. To be used as base pole cover acc. 1503.	



**acc. 368 mast-top-pole connec.**

galvanized	426996
------------	--------

In galvanized steel. To be used as mast-top-pole connection on poles acc. 1505/1503.



**ON REQUEST**  
Possibility of supplying poles with the following colour paint finishes:  
RAL 3003, 5011, 7026, 9011, 8015, 5002 7024, 7016, 9006, 7037, 6004, 8019, 6011, 7022, 1015, 9010.

Inspection door with easily removable terminal board for quick connection.

Concrete base dimensions (subject to soil variations)

**acc 1503 steel pole to be buried**

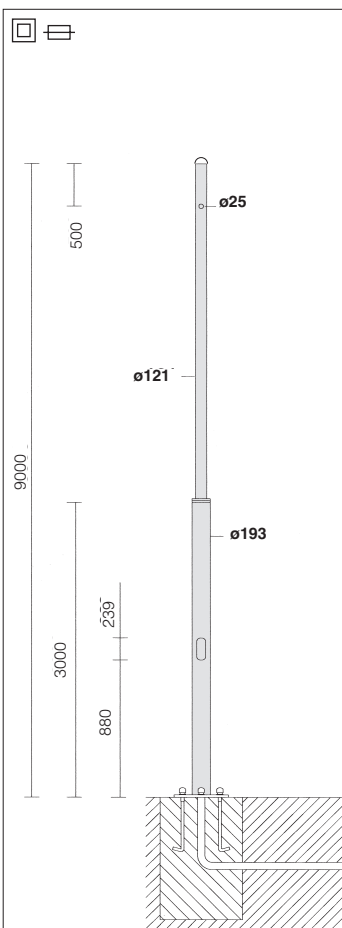

h a. 9000	h u. 800	galvanized	426575
-----------	----------	------------	--------

Supplied with end cap and holes to let the cables through.

**acc 1503 painted pole with colour choice**

h a. 9000	h u. 800	painting	
-----------	----------	----------	--

Supplied with end cap and holes to let the cables through. The painted version is with RAL selected colour as indicated.



**ON REQUEST**  
Possibility of supplying poles with the following colour paint finishes:  
RAL 3003, 5011, 7026, 9011, 8015, 5002 7024, 7016, 9006, 7037, 6004, 8019, 6011, 7022, 1015, 9010.

Inspection door with easily removable terminal board for quick connection.

For correct installation of pole and base, the ceiling cap should be fitted as shown in the assembly drawing featured opposite

**acc 1505 steel pole with base**


h a. 9000	galvanized	426585
-----------	------------	--------

Supplied with end cap and holes to let the cables through.

**acc 1505 painted steel pole with base**

h a. 9000	painting	
-----------	----------	--

Supplied with end cap and holes to let the cables through. The painted version is with RAL selected colour as indicated.



Concrete base dimensions (subject to soil variations)

