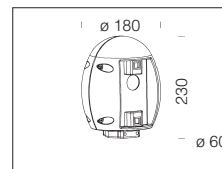
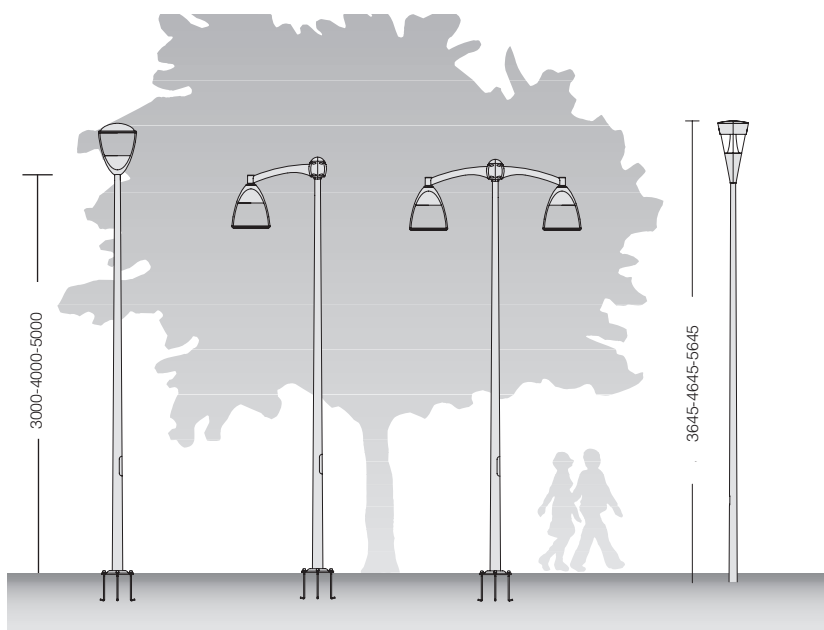


Equipped with inspection window (293x94 mm), removable 4-pole terminal block, max. cross-section 16 sqmm. Supplied with 2 16A safety fuses. With hole for insertion of power supply cable; with holes at different heights according to use.

The version with base is supplied with a base and 4 log bolts to be sunk into the ground, bolts and caps.

Standard insulation class II.

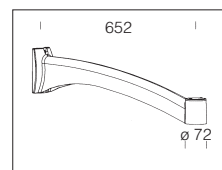
NOTE: The possibility to attach an assembly to the pole is subject to a wind pressure resistance assessment in the areas regulated by CNR-UNI standard 10032-67, according to load assumptions in UNI standard 40/6.



acc. 300 Oliva connect.

s. silver	426970
graphite	426971

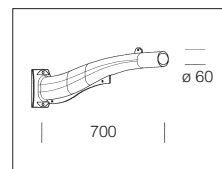
In aluminium. For installation on $\varnothing 60$ pole of the arms acc. 210/301/327/328.



acc. 301 Oliva arm

s. silver	426972
graphite	426973

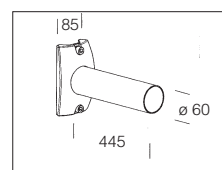
Made of aluminium. To be used with acc. 300/303/304/309 for the pole installation or with acc. 302/303/304/309 for the wall.



acc. 210 Sector arm

s. silver	426950
graphite	426951

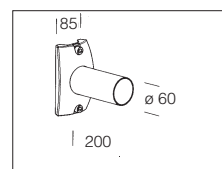
Made of aluminium. To be used with acc. 300 for pole mounting.



acc. 328 arm

s. silver	426944
graphite	426945

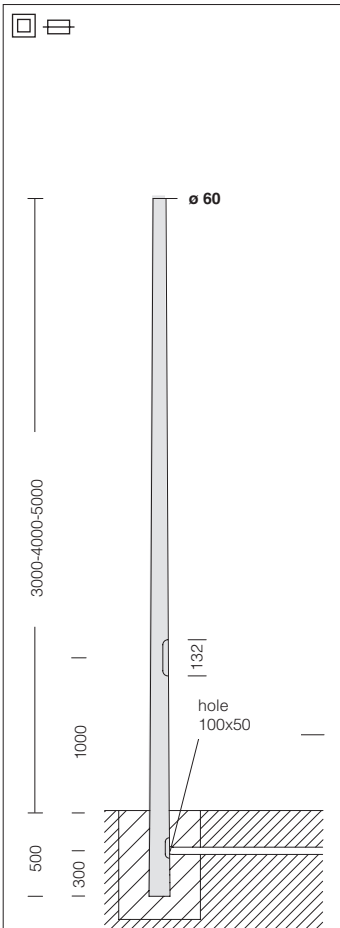
Die-cast aluminium. To be used with acc. 302 for wall mounting or 300/211 for the pole.



acc. 327 arm

s. silver	426942
graphite	426943

Die-cast aluminium. To be used with acc. 302 for wall mounting or 300/211 for the pole.



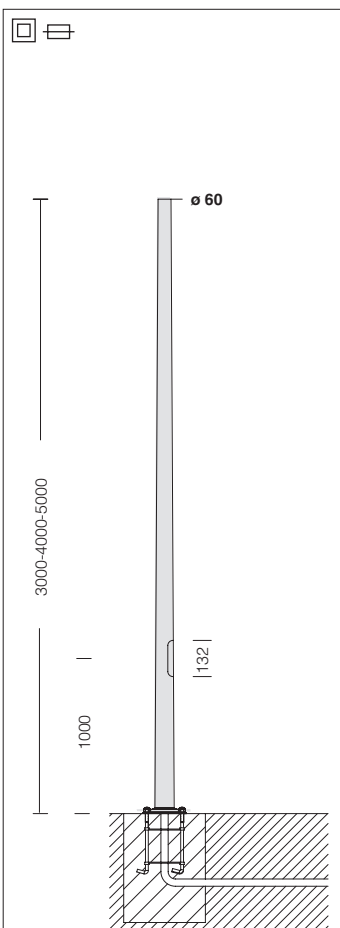
ON REQUEST
Possibility of supplying poles with the following colour paint finishes:
RAL 3003, 5011, 7026, 9011, 8015, 5002 7024, 7016, 9006, 7037, 6004, 8019, 6011, 7022, 1015, 9010.

Inspection door with easily removable terminal board for quick connection.

Concrete base dimensions (subject to soil variations).

acc 1481 steel cone-shaped to be buried-with window

h a. 3000	h u. 500	silver	425150
h a. 4000	h u. 500	silver	425151
h a. 5000	h u. 500	silver	425152
h a. 3000	h u. 500	graphite	425154
h a. 4000	h u. 500	graphite	425155
h a. 5000	h u. 500	graphite	425156



ON REQUEST
Possibility of supplying poles with the following colour paint finishes:
RAL 3003, 5011, 7026, 9011, 8015, 5002 7024, 7016, 9006, 7037, 6004, 8019, 6011, 7022, 1015, 9010.

Inspection door with easily removable terminal board for quick connection.

Concrete base dimensions (subject to soil variations).

acc 1480 steel cone-shaped with base-with window

h a. 3000	silver	425050
h a. 4000	silver	425051
h a. 5000	silver	425052
h a. 3000	graphite	425054
h a. 4000	graphite	425055
h a. 5000	graphite	425056

