

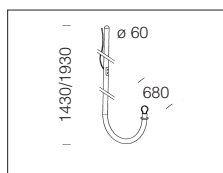
Fluted pole made of extruded aluminium, anodised by 15/20 μ thick tin salt electrocoating; black, graphite or natural oxidised colour.

With die-cast inspection window (191x55 mm), protective fuse holder, 10A fuse, 4-pole/3-way removable terminal block = 6 sqmm, 4 sqmm connection. With hole for insertion of power supply cable. Die-cast aluminium adapter, \varnothing 60 mm.

The version with base is supplied with a base and 4 log bolts to be sunk into the ground, bolts and caps. Standard insulation class II.

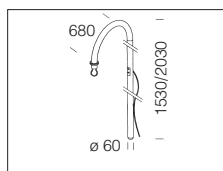
When using Insulation Class I fixtures, appropriate grounding connections should be included in the system.

NOTE: The possibility to attach an assembly to the pole is subject to a wind pressure resistance assessment in the areas regulated by CNR-UNI standard 10032-67, according to load assumptions in UNI UNI 40/6 standard. An accurate and suitable protection or insulation of the surfaces involved is recommended to avoid any direct contact with the new masonry or concrete screed.



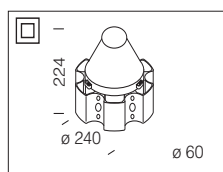
acc. 1462 upward arm	
1430 bla.	426903
1930 bla.	426904
1430 sil.	426908
1930 sil.	426909

To be attached to acc. 1464/5 and to pole 1508/9.



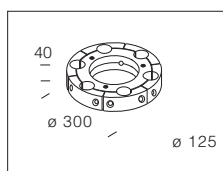
acc. 1463 downward arm	
1530 bla.	426913
2030 bla.	426914
1530 sil.	426918
2030 sil.	426919

To be attached to acc. 1464/5 and to pole 1508/9.



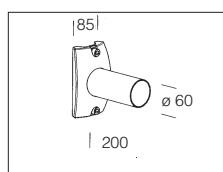
acc. 1464 Corona	
bla.	426984
s. silver	426990
graphite	427000

Made of die-cast aluminium. For max 6 arms acc.1462 or 1463. Equipped with terminal block.



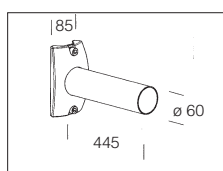
acc. 1465 Corona flange	
bla.	426985
s. silver	426991
graphite	427001

Made of die-cast aluminium. With 6 arm-stop devices to reinforce the assembly



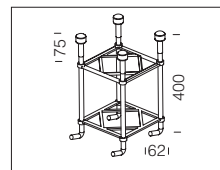
acc. 327 arm	
s. silver	426942
graphite	426943

Die-cast aluminium. To be used with 300/211 for the pole mounting.



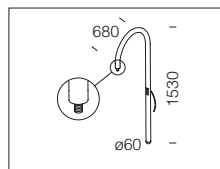
acc. 328 arm	
s. silver	426944
graphite	426945

Die-cast aluminium. To be used with 300/211 for the pole mounting.



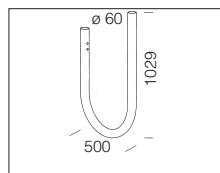
acc. 299 log bolt	
	991396

Log bolts are to be always used with the pole 1508.



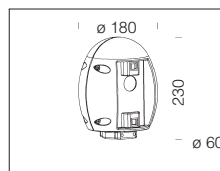
acc. 1473 curved arm	
bla.	426915
s. silver	426921

Tropicalised steel. Attach to accessories 1464/1465 and to poles acc. 1508/1509.



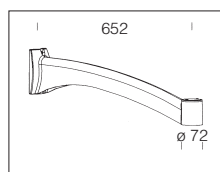
acc. 129 curved arm	
bla.	991328

Tropicalised steel, black cationic electrocoating. Apply to acc. 1464/1465 and to poles acc. 1508/1509.



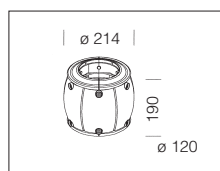
acc. 300 Oliva connection	
s. silver	426970
graphite	426971

In aluminium. For installation on \varnothing 60 pole of the arms acc. 210.



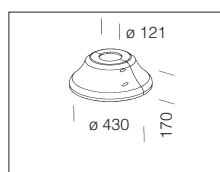
acc. 301 Oliva arm	
s. silver	426972
graphite	426973

Made of aluminium. To be used with acc.300/303/304/309 and 304 for pole or with acc 302/303/304/309 wall mounting



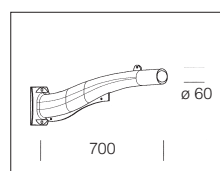
acc. 211 Sector connection	
s. silver	426952
graphite	426953

Made of aluminium. To be used with acc. 210 for pole mounting \varnothing 120.



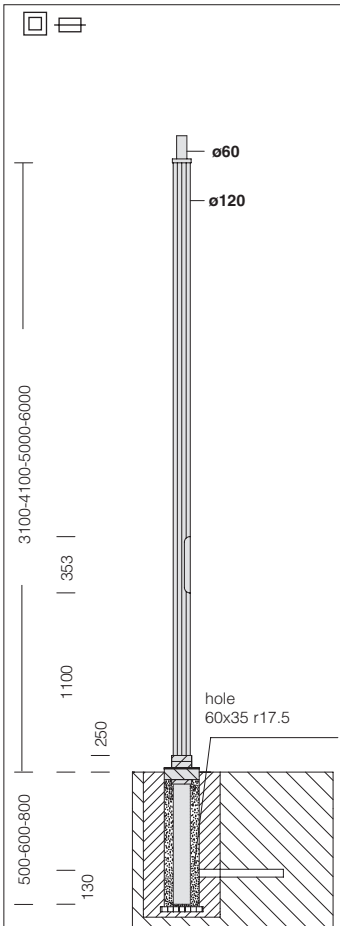
acc. 222 base pole cover	
s. silver	991378
bla.	991380
graphite	991381



Made of die-cast aluminium. To be used as base pole cover acc. 1493/1308/1508.



acc. 210 Sector arm	
s. silver	426950
graphite	426951

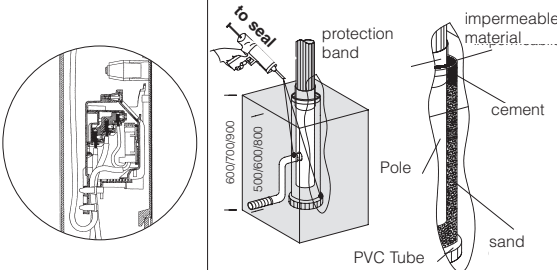
Made of aluminium. To be used with acc. 211 for pole mounting.



Inspection window with easily removable terminal block for quick connection.

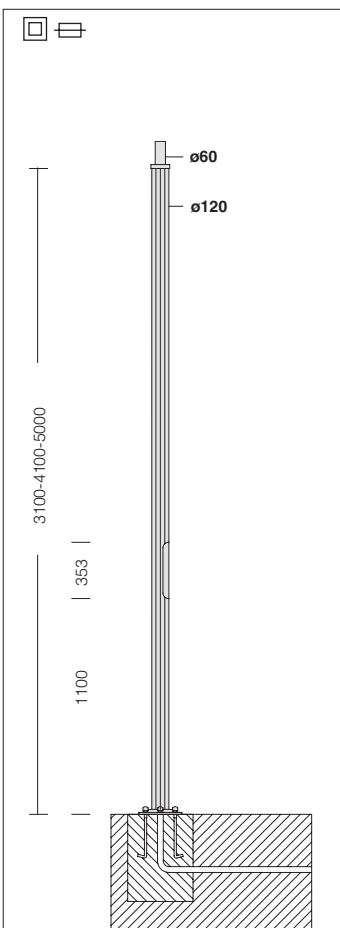
The dimension of the plinth depends on the type of post, the composition, the ground and material.





acc 1509 scored pole \varnothing 120

h a. 3100	h u. 500	oxy black	426350
h a. 4100	h u. 600	oxy black	426351
h a. 5000	h u. 800	oxy black	426352
h a. 6000	h u. 800	oxy black	426353
h a. 3100	h u. 500	oxy natural	426374
h a. 4100	h u. 600	oxy natural	426375
h a. 5000	h u. 800	oxy natural	426376
h a. 6000	h u. 800	oxy natural	426373
h a. 3100	h u. 500	graphite	426366
h a. 4100	h u. 600	graphite	426367
h a. 5000	h u. 800	graphite	426368
h a. 6000	h u. 800	graphite	426369


Double fuse and standard knife switch available upon request.



Inspection window with easily removable terminal block for quick connection.

For correct installation of pole and base, the ceiling cap should be fitted as shown in the assembly drawing featured opposite.



acc 1508 scored pole with base \varnothing 120

h a. 3100	oxy black	426355
h a. 4100	oxy black	426356
h a. 5000	oxy black	426357
h a. 3100	oxy natural	426377
h a. 4100	oxy natural	426378
h a. 5000	oxy natural	426379
h a. 3100	graphite	426362
h a. 4100	graphite	426363
h a. 5000	graphite	426364

Double fuse and standard knife switch available upon request.
Log bolt is to be bought separately acc. 299.

